


## Year R Timetable – Two-week isolation timetable

DAY	LITERACY	MATHS	OTHER AREAS OF LEARNING
1	<p><b><u>LI: To listen to and join in with an explanation</u></b></p> <p>In this lesson, we will meet Dr Explanation, who will explain why the king was amazed in the Talking Sweet Potato story. We will start to use the special word- because</p> <p><a href="https://classroom.thenational.academy/lessons/to-listen-to-and-join-in-with-an-explanation-68r62d">https://classroom.thenational.academy/lessons/to-listen-to-and-join-in-with-an-explanation-68r62d</a></p> <p><b>Phonics recap</b></p> <p>Set 2 Sound 'ay'</p> <p><a href="https://www.youtube.com/watch?v=WL-QHxJnFQ">https://www.youtube.com/watch?v=WL-QHxJnFQ</a></p>	<p><b><u>LI: Counting objects up to 20</u></b></p> <p>In this lesson you will count up to 20 objects and look at the order of numbers to 20 on a number line.</p> <p><a href="https://classroom.thenational.academy/lessons/counting-objects-up-to-20-6rrkgc">https://classroom.thenational.academy/lessons/counting-objects-up-to-20-6rrkgc</a></p>	<p><b><u>PSHE</u></b></p> <p><b><u>Healthy Hugs</u></b></p> <p>In this lesson, we will learn how to keep ourselves and the people around us healthy when we go back to school.</p> <p><a href="https://classroom.thenational.academy/lessons/healthy-hugs-c5h3ge">https://classroom.thenational.academy/lessons/healthy-hugs-c5h3ge</a></p> <p><b><u>KUW</u></b></p> <p><b><u>Look closely at similarities, differences, patterns and change</u></b></p> <p>Look at the Power Point of Barnaby Bear. Talk about what you can see in the different pictures.</p> <div data-bbox="1285 807 1352 871" data-label="Image"> </div> <p>Around the World with.ppt</p>
2	<p><b><u>LI: To map and speak an explanation.</u></b></p> <p>In this lesson, we will create a text map for the explanation and then talk the map using the word because</p> <p><a href="https://classroom.thenational.academy/lessons/to-map-and-speak-an-explanation-cmr66c">https://classroom.thenational.academy/lessons/to-map-and-speak-an-explanation-cmr66c</a></p> <p><b>Phonics recap</b></p> <p>Set 2 sound 'or'</p>	<p><b><u>LI: Ordering numbers up to 20</u></b></p> <p>In this lesson you will place number cards to 20 in order to create a number line.</p> <p><a href="https://classroom.thenational.academy/lessons/ordering-numbers-up-to-20-6rt3ad">https://classroom.thenational.academy/lessons/ordering-numbers-up-to-20-6rt3ad</a></p>	<p><b><u>PSHE</u></b></p> <p><b><u>We're part of the same pond</u></b></p> <p>In today's lesson, we will gain a better understanding of what social distancing means and the importance of it, especially relating to the reopening of schools. We will listen to a story that explains the need for space and how it helps to keep us safe within the current climate. From this, pupils will create their own safety spot.</p> <p><a href="https://classroom.thenational.academy/lessons/were-part-of-the-same-pond-68t6ad">https://classroom.thenational.academy/lessons/were-part-of-the-same-pond-68t6ad</a></p>

	<a href="https://www.youtube.com/watch?v=Mape-qCOW54">https://www.youtube.com/watch?v=Mape-qCOW54</a>		<p><b><u>KUW</u></b></p> <p><b><u>Look closely at similarities, differences, patterns and change</u></b></p> <p>Look at the Power Point of Children around the World. What are the similarities and differences between the children you can see.</p>  <p>children around the world p point.ppt</p>
3	<p><b><u>LI: To step and speak an explanation.</u></b></p> <p>In this lesson, we will step out the explanation to help us learn it.</p> <p><a href="https://classroom.thenational.academy/lessons/to-step-and-speak-an-explanation-c8rk2d">https://classroom.thenational.academy/lessons/to-step-and-speak-an-explanation-c8rk2d</a></p> <p><b><u>Phonics recap</u></b></p> <p>Set 2 sound 'igh'</p> <p><a href="https://www.youtube.com/watch?v=Y46--B_7BMs">https://www.youtube.com/watch?v=Y46--B_7BMs</a></p>	<p><b><u>LI: Developing a sense of 10</u></b></p> <p>In this lesson you will sort your objects and compare the groups of objects.</p> <p><a href="https://classroom.thenational.academy/lessons/developing-a-sense-of-10-cmvkjt">https://classroom.thenational.academy/lessons/developing-a-sense-of-10-cmvkjt</a></p>	<p><b><u>PSHE</u></b></p> <p><b><u>Glitter germs</u></b></p> <p>In today's session, we will be thinking about germs on our clothes; how they are transmitted onto our skin and clothes, and the need to keep clean. We will look into how we can stay clean by washing and changing clothes, and look at the functions of a washing machine. The children will work on creating a visual of a 'before and after' of their uniform following a visit to school. From this, we will explore other ways of keeping clean so that we can keep healthy.</p> <p><a href="https://classroom.thenational.academy/lessons/glitter-germs-c9j3at">https://classroom.thenational.academy/lessons/glitter-germs-c9j3at</a></p> <p><b><u>KUW</u></b></p> <p><b><u>Look closely at similarities, differences, patterns and change</u></b></p> <p>Look at the Power Point of Homes around the World. What are the similarities and differences you can see.</p>  <p>Homes Around the World.ppt</p>


4	<p><b><u>LI: To sing an explanation</u></b></p> <p>In this lesson, we will explore the explanation through song.</p> <p><a href="https://classroom.thenational.academy/lessons/to-sing-an-explanation-65hpcd">https://classroom.thenational.academy/lessons/to-sing-an-explanation-65hpcd</a></p> <p><b><u>Phonics recap:</u></b></p> <p>Set 2 sound 'air'</p> <p><a href="https://www.youtube.com/watch?v=rwLEj50LfY">https://www.youtube.com/watch?v=rwLEj50LfY</a></p>	<p><b><u>LI: Exploring place value</u></b></p> <p>In this lesson, we are going to explore place value using objects. You will use a tens frame to place objects and to help count them. Although children will also explore the use of number cards, this is additional to the objective and the main focus of the learning should be on practising counting and placing objects accurately. You can find out more about exploring place value with children in Jenni Back's article on the nrich website.</p> <p><a href="https://classroom.thenational.academy/lessons/exploring-place-value-68tpcd">https://classroom.thenational.academy/lessons/exploring-place-value-68tpcd</a></p>	<p><b><u>PSHE</u></b></p> <p><b><u>Games apart</u></b></p> <p>In today's lesson, we'll be exploring and learning how to play some outdoor games in the current climate. Transmission of germs will be touched upon as well as the importance of social distancing during the teachings of the games. We will run through the rules of each game introduced and then practise playing them with our families and friends. Each game will support children's physical, personal, emotional and social wellbeing.</p> <p><a href="https://classroom.thenational.academy/lessons/games-apart-ccvkje">https://classroom.thenational.academy/lessons/games-apart-ccvkje</a></p> <p><b><u>KUW</u></b></p> <p><b><u>Look closely at similarities, differences, patterns and change</u></b></p> <p>Look at the Power Point of Homes around the World. What are the similarities and differences you can see.</p> <p></p> <p>Geog-Homes From Around the World.ppt</p>
---	---	---	--

5	<p><b><u>LI: To interview a character</u></b></p> <p>In this lesson, we will explore one of the characters from the Talking Sweet Potato and will develop some of our own ideas of why he might feel amazed.</p> <p><a href="https://classroom.thenational.academy/lessons/to-interview-a-character-60uk4c">https://classroom.thenational.academy/lessons/to-interview-a-character-60uk4c</a></p> <p><b>Phonics recap:</b></p> <p>Set 2 sound 'ee'</p> <p><a href="https://www.youtube.com/watch?v=M1uW4OtU7aU">https://www.youtube.com/watch?v=M1uW4OtU7aU</a></p>	<p><b><u>LI: Finding one more than a number to 20</u></b></p> <p>In this lesson, we are going to play a game called 'Park the car.' Reggie will park his car on a hidden number. He will give you a 'one more than' clue and you will have to calculate the number of his parking space. You can play this game with your household and teddies at home.</p> <p><a href="https://classroom.thenational.academy/lessons/finding-one-more-than-a-number-to-20-6mw38c">https://classroom.thenational.academy/lessons/finding-one-more-than-a-number-to-20-6mw38c</a></p>	<p><b><u>PSHE</u></b></p> <p><b><u>Lockdown Heroes</u></b></p> <p>In today's lesson, we will be thinking about our lockdown heroes. We will touch on previous knowledge of people who help us, and think about who else we can add to the list after being in this period of lockdown. The session will share videos of different people from our local community who have helped keep us safe. The children will be required to show their thankfulness through a display of a hamper for our delivery drivers who have been working tirelessly.</p> <p><a href="https://classroom.thenational.academy/lessons/lockdown-heroes-c4rk2c">https://classroom.thenational.academy/lessons/lockdown-heroes-c4rk2c</a></p> <p><b><u>KUW</u></b></p> <p><b><u>Look closely at similarities, differences, patterns and change</u></b></p> <p>Look at the Power Point of Landmarks around the World. What are the similarities and differences you can see.</p> <div data-bbox="1323 847 1384 914" data-label="Image"> </div> <p>Landmarks around the world.pdf</p>
---	---	---	--

--	--	--	--


6	<p><b><u>LI: To show how a character feels</u></b></p> <p>In this lesson, we will explore how we can tell the king feels amazed using drama</p> <p><a href="https://classroom.thenational.academy/lessons/to-show-how-a-character-feels-ctjpct">https://classroom.thenational.academy/lessons/to-show-how-a-character-feels-ctjpct</a></p> <p><b>Phonics recap:</b></p> <p>Set 2 sound 'ou'</p> <p><a href="https://www.youtube.com/watch?v=WlxsvUbUYY">https://www.youtube.com/watch?v=WlxsvUbUYY</a></p>	<p><b><u>LI: Finding one less than a given number</u></b></p> <p>In this lesson children will use a number grid and objects to find one less than a given number within 20.</p> <p><a href="https://classroom.thenational.academy/lessons/finding-one-less-than-a-given-number-6wwp2d">https://classroom.thenational.academy/lessons/finding-one-less-than-a-given-number-6wwp2d</a></p>	<p><b><u>PSHE</u></b></p> <p><b><u>Super Juice</u></b></p> <p>In today's lesson, we will be helping Percy to feel better by exploring different fruits and their benefits to our body. We will understand the importance of eating fruits and trying new foods to keep healthy and happy. Pupils will be required to make their own Super Juice with their chosen fruits and draw a poster listing the fruits and their advantages</p> <p><a href="https://classroom.thenational.academy/lessons/super-juice-crtk6d">https://classroom.thenational.academy/lessons/super-juice-crtk6d</a></p> <p><b><u>KUW</u></b></p> <p><b><u>Look closely at similarities, differences, patterns and change</u></b></p> <p>Look at the Power Point of Foods around the World. What are the similarities and differences you can see. Have you ever eaten any foods you can see?</p> <p></p> <p>World-Food-Asia-vs-Western.pptx</p>
---	--	--	--

7	<p><b><u>LI: To box up an explanation</u></b></p> <p>In this lesson, we will create a box plan for our own explanation writing</p> <p><a href="https://classroom.thenational.academy/lessons/to-box-up-an-explanation-64t30c">https://classroom.thenational.academy/lessons/to-box-up-an-explanation-64t30c</a></p> <p><b>Phonics recap:</b></p> <p>Set 2 sound 'ar'</p> <p><a href="https://www.youtube.com/watch?v=7NPagQhdKN4">https://www.youtube.com/watch?v=7NPagQhdKN4</a></p>	<p><b><u>LI: Exploring one more and one less</u></b></p> <p>In this lesson children will practise their knowledge of one more and one less by playing a game with a coin and building blocks.</p> <p><a href="https://classroom.thenational.academy/lessons/exploring-one-more-and-one-less-cgt64t">https://classroom.thenational.academy/lessons/exploring-one-more-and-one-less-cgt64t</a></p>	<p><b><u>PSHE</u></b></p> <p><b><u>Languages of the world</u></b></p> <p>In today's lesson we learn about different spoken languages from around the world. By the end of this lesson, you will be able to say and remember some phrases from a different language.</p> <p><a href="https://classroom.thenational.academy/lessons/languages-of-the-world-cmrp2d">https://classroom.thenational.academy/lessons/languages-of-the-world-cmrp2d</a></p> <p><b><u>KUW</u></b></p> <p><b><u>Look closely at similarities, differences, patterns and change</u></b></p> <p>Look at the Power Point of Transport around the World. What are the similarities and differences you can see. Have you ever used any of the transport?</p> <div data-bbox="1323 764 1384 826" data-label="Image"> </div> <p>transport in other countries.ppt</p>
---	---	--	---

8	<p><b><u>LI: To write an explanation (part 1)</u></b></p> <p>In this lesson, we will write the first part of our explanation of why the king was amazed.</p> <p><a href="https://classroom.thenational.academy/lessons/to-write-an-explanation-part-1-ctjp6d">https://classroom.thenational.academy/lessons/to-write-an-explanation-part-1-ctjp6d</a></p> <p><b>Phonics recap:</b></p> <p>Set 2 sound 'ow'</p> <p><a href="https://www.youtube.com/watch?v=iiap-EZwJAs">https://www.youtube.com/watch?v=iiap-EZwJAs</a></p>	<p><b><u>LI: Investigating number combinations within 20</u></b></p> <p>In this lesson children will share in different ways: How can you share equally and unequally? What do you notice about the number combinations?</p> <p><a href="https://classroom.thenational.academy/lessons/investigating-number-combinations-within-20-64tp8d">https://classroom.thenational.academy/lessons/investigating-number-combinations-within-20-64tp8d</a></p>	<p><b><u>PSHE</u></b></p> <p><b><u>Food across the globe</u></b></p> <p>In today's lesson we will be exploring different foods from around the world. By the end of the lesson you will have a better understanding of the foods from different countries and follow a recipe to create a new dish</p> <p><a href="https://classroom.thenational.academy/lessons/food-across-the-globe-c4v3gt">https://classroom.thenational.academy/lessons/food-across-the-globe-c4v3gt</a></p> <p><b><u>KUW</u></b></p> <p><b><u>Look closely at similarities, differences, patterns and change</u></b></p> <p>Look at the Power Point of Birthdays around the World. What are the similarities and differences you can see. How do you celebrate your birthday?</p> <p></p> <p>Birthdays around the world!.ppt</p>
---	---	---	---



9	<p><b><u>LI: To write an explanation (part 2)</u></b></p> <p>In this lesson, we will write the next part of our explanation of why the king was amazed</p> <p><a href="https://classroom.thenational.academy/lessons/to-write-an-explanation-part-2-6grk8t">https://classroom.thenational.academy/lessons/to-write-an-explanation-part-2-6grk8t</a></p> <p><b>Phonics recap:</b></p> <p>Set 2 sound 'oy'</p> <p><a href="https://www.youtube.com/watch?v=x1nuoVWUix8">https://www.youtube.com/watch?v=x1nuoVWUix8</a></p>	<p><b><u>LI: A review lesson</u></b></p> <p>In this lesson children will refresh and practice some of the maths learning we have covered in the previous sessions</p> <p><a href="https://classroom.thenational.academy/lessons/review-lesson-a-maths-meeting-6cw68d">https://classroom.thenational.academy/lessons/review-lesson-a-maths-meeting-6cw68d</a></p>	<p><b><u>PSHE</u></b></p> <p><b><u>Home is where the heart is</u></b></p> <p>In today's lesson we will be learning about different homes and their types. By the end of the lesson you will be able to name the different types of homes and spot them on your travels.</p> <p><a href="https://classroom.thenational.academy/lessons/home-is-where-the-heart-is-cnk6cc">https://classroom.thenational.academy/lessons/home-is-where-the-heart-is-cnk6cc</a></p> <p><b><u>KUW</u></b></p> <p><b><u>Look closely at similarities, differences, patterns and change</u></b></p> <p>Look at the Power Point of Greetings around the World. What are the similarities and differences you can see. How do your family greet other people?</p> <div data-bbox="1330 732 1386 796" data-label="Image"> </div> <p>Greetings around the world.pptx</p>
---	---	--	--

10	<p><b><u>LI: To write an explanation (part 3)</u></b></p> <p>In the final lesson of this unit, we will write the final part of our explanation of why the king was amazed</p> <p><a href="https://classroom.thenational.academy/lessons/to-write-an-explanation-part-3-60t3cr">https://classroom.thenational.academy/lessons/to-write-an-explanation-part-3-60t3cr</a></p> <p><b>Phonics recap:</b></p> <p>Set 2 sound 'oo'</p> <p><a href="https://www.youtube.com/watch?v=5s5P-iSSJsU">https://www.youtube.com/watch?v=5s5P-iSSJsU</a></p>	<p><b><u>LI: Patterns and ordinal numbers</u></b></p> <p>In this lesson children will create a repeat pattern using colouring pencils and notice the order in which the colours appear. Look at the activity slides for ideas about using natural resources to create patterns.</p> <p><a href="https://classroom.thenational.academy/lessons/patterns-and-ordinal-numbers-69jk6r">https://classroom.thenational.academy/lessons/patterns-and-ordinal-numbers-69jk6r</a></p>	<p><b><u>PSHE</u></b></p> <p><b><u>Religion is hope</u></b></p> <p>In today's lesson we will understand the different religions followed around the world.</p> <p><a href="https://classroom.thenational.academy/lessons/religion-is-hope-69jk8c">https://classroom.thenational.academy/lessons/religion-is-hope-69jk8c</a></p> <p><b><u>KUW</u></b></p> <p><b><u>Enjoy joining in with family customs and routines</u></b></p> <p>Listen to the song and see if you can join in. Saying 'Hello' in different languages.</p> <p></p> <p>all-11034396.zip</p>
----	--	--	---